

每年, 超过
Every Year, Over

6百万的婴儿
6 MILLION BABIES

患有严重的黄疸而得不到适当的治疗
with severe jaundice are not receiving
adequate treatment.



汕头市昱维电子科技有限公司

Shantou Easywell Electronic Technologies Co.,Ltd



然而, 黄疸很容易治疗
YET, JAUNDICE IS EASY TO TREAT

如果发现比较早, 只需在婴儿的皮肤上照射的蓝光
If detected early enough, it simply
requires shining intense blue light
onto a baby's skin

新生儿蓝光治疗仪
Infant Phototherapy Unit
KS-IP48



标准移动式安装,
具有最大的机动性
Standard mobile mounted
with the most
maneuverability



辐照光源具有高度调节
Irridiant light source has
super height adjustment
facility



辐照光源都可以在
不同角度范围内转动
Large Range swivel of
irridiant light source in
different angle



在距离辐照光源35-50cmde
有效辐照范围内, 光谱辐照的
均匀性>0.4
Have an effective surface area at a
distance of 35 to 50 cm from light
source with uniformity ratio >0.40



低能耗, 更高效的辐照,
更加持久耐用
Low power consumption
with efficient lighting,
more durable quality



波长在455~465nm 的蓝光
治疗效果更加显著。
High intensity blue LED with
wavelength ranging between 455
nm to 465 nm is more effective



5档辐照强度控制
Light Dimming Facility
for the irridiance
instensity



定时控制
Digital timer for therapy
time control



光疗灯包含24个提供治疗的蓝光, 以及24个用于观察、补充水分、更换洗涤剂或软化蓝光的白光。
The phototherapy light houses the 24 blue lights that provide therapy as well as 24
white lights used for observation, replenish water, change washing or soften the blue
light.



可在保温箱、辐射加热器、婴儿
床或摇篮上方使用
allows use above an
incubator, radiant warmer, crib, or
bassinet.




带备用电池的电源-在无法供电情况下, 备用电池可以持
续提供工作用电。
Power supply with backup battery - In case of
power failure, the backup battery can
continuously provide working power.





KS-LA-6P



它还可以与许多其他医疗设备一起使用，如辐射加热器、重症监护保温箱。它与大多数婴儿车配合使用。

It can also be used with many other medical devices such as Radiant warmer, Intensive care incubators. It is compatible with most of the baby bassinets.



新生儿蓝光治疗仪
Infant Phototherapy Unit
KS-LA-6P

技术参数 Technical Data		
型号 Model	KS-IP48	KS-LA-6P
光源 Light source :	24 blue LED,24 white LED	6 blue LED
LED 使用寿命 Life span of LED	50,000Hours	50,000Hours
输入功率 Input power	80VA	19VA
输入电源 Input Voltage	AC100-240V, 50/60Hz	AC100-240V, 50/60Hz
辐照波长范围 Radiant wave length	400-500nm	400-500nm
波峰值 Peak Wavelength	450nm±5nm	450nm±5nm
Irridian Intensity 辐照强度:	2700μW/cm ² -5000μW/cm ²	3500μW/cm ² -7500μW/cm ²
Effective area 有效辐照面	24x30cm,30x40cm	15x15cm
辐照均匀性 Uniformity of Ebi	>0.4	>0.4
灯头 Lamphead	540x300x28mm	Diameter=120mm Thickness =28mm
辐照源高度调节 Phototherapy source adjust range	1140~1690mm	1280~2300mm
安装方式 mounted type	Mobile, Rail Clamp, Table Clamp, Wall mounted, Ceiling	



选配应急电源
optional battery





皮肤检查灯
Wood Lamp
KS-Q7U

皮肤放大镜检查灯
Wood Lamp
KS-1088U

伍德灯是一种用于检查和诊断皮肤类型以进行适当面部治疗的灯具。这种灯有一个5倍屈光度和10倍屈光度的放大镜，并使用紫外线来诊断皮肤状况。它是皮肤科使用的一种诊断工具，用于观察皮肤随后的荧光。

Woods Skin Analyzer is a lamp made to examine and diagnose your skin type for proper facial treatment. This lamp has a 5x diopter and 10x diopter magnifying lens and uses UV light to diagnose skin conditions. It is a diagnostic tool used in dermatology to observe any subsequent fluoresce of the skin.



7 LED 白光通过灯头
按键控制
7X LEDs white light
with keypad control

8 UVA灯光通过控制盒
上数字轻触控制
8X LEDs UV exam light
wit light-touch control
and visible screen

在紫外线下，你可以诊断不同的皮肤状况，如干燥或油性区域，或过多的死皮层，这些死皮层会在通常肉眼看不见的紫外线下出现。Under the Ultraviolet Lights, you can diagnose different skin conditions such as dry or oily areas, or excessive layers of dead skin, in which will show up under the violet light normally invisible to the naked eye.



LED 皮肤检查灯/美容固化灯
LED UVA Lamp
KS-Q5U

外观颜色
color of outer-shell

UVA LED光固化已经普遍使用在牙科医疗中,和美容美甲, 同时可用于对皮肤病如白癜风的鉴别。

UVA LED light curing has been widely used in dentistry, as well as in cosmetic nail enhancement, and can also be used to distinguish skin diseases such as vitiligo.



LED-UV灯可检测皮肤中的荧光, 从而更清楚地了解日常光线下不可见的皮肤问题和状况。遵循提供的颜色代码将有助于识别潜在的不需要的色素沉着、脱落不良、脱水、毛孔堵塞和皮肤油性。

LED-UV light detects fluorescence in skin for clearer visibility of skin concerns and conditions not visible in everyday light. Following the color code provided will help with identifying the potential existence of unwanted pigmentation, poor desquamation, dehydration, congested pores and skin oiliness.



选配脚踏开关
optional foot switcher



LED 皮肤检查灯/美容固化灯
LED UVA Lamp
KS-Q5UVA

外观颜色
color of outer-shell



LED 皮肤检查灯/美容固化灯
LED UVA Lamp
KS-UR01

外观颜色选择
color of outer-shell





手持式紫外线伍德灯是为暴露在肉眼看不到的条件下而设计的。Woods灯被许多行业使用，包括医学、皮肤病学、兽医、皮肤护理、执法、军事、矿物学和宝石学。

The Hand Held Ultraviolet Woods Lamp is designed for exposing conditions that are not visible to the naked eye. The Woods light is used by numerous professions, Medical, Dermatology, Veterinary, Skin care, Law Enforcement, Military, Mineralogy and Gemology

美容师/皮肤科医生用伍德灯帮助分析皮肤状况。在一个完全黑暗的房间里，分析皮肤的表面和深度。紫外线使美容师能够识别各种皮肤疾病。



Aestheticians help analyze skin conditions with wood lamp. In a completely dark room, analyze the surface and depth of the skin. Ultraviolet light enables aestheticians to identify various skin diseases.



皮肤放大镜检查灯
Wood Lamp
KS-WL16

当用伍德灯进行检查时，不同的情况会显示为不同的颜色，有助于专业人员进行诊断或确定。

When performing an inspection with a Woods light, the different conditions show up as various colors, helping the professional with the diagnoses or determination.



Plastic protective



Light block drape

